

# FLEXIA TOP



Designer : iOL Design



## The ultimate platform for your unique urban lighting solution

Various designs, many configurations, one single DNA. FLEXIA is the ultimate platform to create your unique urban lighting solution. Focus on creating a unique ambiance for people living and visiting your spaces instead of dealing with non-stop constraints. With no technical limitations, more design consistency and the guarantee of the latest innovations, FLEXIA offers a versatile technological platform with refined aesthetics. FLEXIA incorporates a refined design with an advanced and interchangeable technology compatible with a circular economy. Ideal for large boulevards, city centres, public squares, bike paths and other urban outdoor areas, FLEXIA delivers a high-quality lighting with design consistency and lowers the carbon footprint for towns and cities - creating a safe and attractive environment.



IP 66

IK 09



UL 1598  
CSA C22.2  
No. 250.0



005  
certification



## Concept

FLEXIA TOP is a decorative post-top luminaire designed to provide the greatest modularity and easy customisation. It is composed of an aluminum body sealed with a polycarbonate protector.

Create a unique lighting ambiance thanks to the FLEXIA TOP accessories like Coppa and Quattro. FLEXIA TOP also offers three different decorative crowns: the Mona as standard and the Lisa or Scala as options. Both the Lisa and Scala crowns can have a customised finish (colour, pattern, texture) to enhance your identity.

FLEXIA TOP is part of the FLEXIA range and shares the same technical architecture for more consistency and interchangeability. It relies on the new LensoFlex®4 photometrical engine, developed on a concept of performance, dark-sky compliance (PureNight) and versatility, and use the same CR-Kit that regroups the LEDs, lenses, gear and electrical accessories on a tool-free removable unit. This standardisation of internal components enables an easier and more cost-effective management of spare parts.

To simplify installation, FLEXIA TOP is delivered pre-cabled. It also uses the patented IzyHub compact connection and connectivity module which is designed for quick, error-proof wiring.

FLEXIA TOP offers a tool-free access to the gear compartment. For safety reasons, it includes an instant electrical disconnection on opening.

The FLEXIA TOP luminaire is available with various connectivity options (NEMA or Zhaga), sensors and the FlexiWhite solution that adapts the colour temperature of the lighting to the need of the space and the moment. Thanks to tool-free access to the optical compartment, Cromax coloured filters can be added any time to create a special atmosphere for events.

Built with recyclable materials and with an architecture designed for easy service, FLEXIA TOP is a role model for a circular economy.



FLEXIA TOP offers a slip-over mounting on Ø60 or Ø76mm spigots.



FLEXIA TOP can be customised with three different crowns and internally enhanced with various accessories for more modularity and creativity.

## TYPES OF APPLICATION

- URBAN & RESIDENTIAL STREETS
- BRIDGES
- BIKE & PEDESTRIAN PATHS
- RAILWAY STATIONS & METROS
- SQUARES & PEDESTRIAN AREAS

## KEY ADVANTAGES

- State-of-the-art LED modular platform that can be endlessly customised
- Design consistency for all urban applications
- Numerous mounting possibilities
- Tool-free philosophy: opening, cabling and LED engine removal
- PureNight: dark-sky and low-glare lighting distributions
- FlexiWhite option for human-centric and nature-friendly scenarios
- Supplied pre-cabled to facilitate its installation
- Connected-ready for your future Smart city requirements
- Based on open and interoperable standards
- Compatible with the Schröder EXEDRA control platform
- Zhaga-D4i certified



FLEXIA TOP includes an instant electrical disconnection on opening and a complete tool-free removable LED engine.



To remain as open and interoperable as possible, FLEXIA TOP is available with both NEMA or Zhaga sockets and complies with the new ZD4i standard.

FLEXIA TOP | Standard



FLEXIA TOP | With Coppa accessory



FLEXIA TOP | With Quattro accessory



FLEXIA TOP | With Croma coloured filter



FLEXIA TOP | With Coppa accessory + Croma coloured filter



FLEXIA TOP | With customised crowns






LensoFlex®4

LensoFlex®4 maximises the heritage of the LensoFlex® concept with a very compact yet powerful photometric engine based upon the addition principle of photometric distribution. The number of LEDs in combination with the driving current determines the intensity level of the light distribution. With optimised light distributions and very high efficiency, this fourth generation enables the products to be downsized to meet application requirements with an optimised solution in terms of investment.

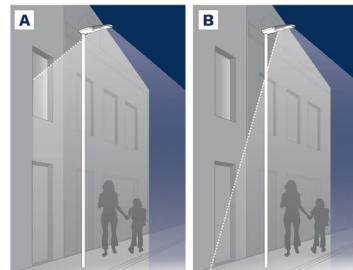
LensoFlex®4 optics can feature backlight control to prevent intrusive lighting, or a glare limiter for high visual comfort.



Back Light control

As an option, the LensoFlex®2 and LensoFlex®4 modules can be equipped with a Back Light control system.

This additional feature minimises light spill from the back of the luminaire to avoid intrusive light towards buildings.



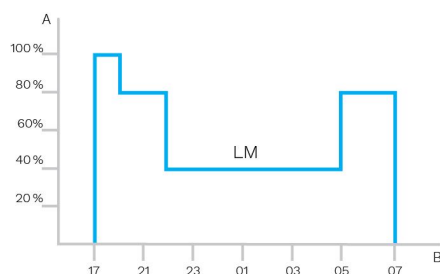
A. Without Back Light control | B. With Back Light control



## Custom dimming profile

Intelligent luminaire drivers can be programmed with complex dimming profiles. Up to five combinations of time intervals and light levels are possible. This feature does not require any extra wiring.

The period between switching on and switching off is used to activate the preset dimming profile. The customised dimming system generates maximum energy savings while respecting the required lighting levels and uniformity throughout the night.




A. Dimming level | B. Time



## Daylight sensor / photocell

Photocell or daylight sensors switch the luminaire on as soon natural light falls to a certain level. It can be programmed to switch on during a storm, on a cloudy day (in critical areas) or only at nightfall so as to provide safety and comfort in public spaces.

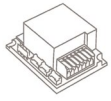


## PIR sensor: motion detection

In places with little nocturnal activity, lighting can be dimmed to a minimum most of the time. By using passive infrared (PIR) sensors, the level of light can be raised as soon as a pedestrian or a slow vehicle is detected in the area.

Each luminaire level can be configured individually with several parameters such as minimum and maximum light output, delay period and ON/OFF duration time. PIR sensors can be used in an autonomous or interoperable network.






## IzyHub

IzyHub is an innovative device that aims to keep luminaire installation and maintenance hassle-free. This single central connection hub distributes electricity and control information to all parts of the luminaire, ensuring that all components work together and offering reliable, long-term performance.

Its compact size and error-proof connections enable smaller and lighter luminaires that are easier to maintain and upgrade.



### Surge Protection


IzyHub features a built-in surge protection device. This prevents electrical surges resulting from lightning strikes and other transient voltages that originate from the mains network from damaging the luminaire, even in the most demanding conditions. The protective device also includes an end-of-life LED warning light, indicating that the luminaire is protected correctly.

### User-friendly

Installing a luminaire has never been easier. IzyHub features tool-free connector as the main connection terminal. It enables 30% shorter installation times compared with standard solutions. Lever actuated spring-loaded electrical connectors provide optimal contact throughout the entire life of the product.

### Easy maintenance

On the rare occasion that a component needs to be replaced in the luminaire, IzyHub makes sure that operations are carried out quickly and easily. Luminaire component connections are keyed so that mixing up electrical connections is physically impossible. Installers do not need to trace wires individually: plug it in, and it works straight away.



### Versions and upgrades

IzyHub has several versions featuring different connectivity options. IzyHub can include an SPD, can work with external dimming and operate with all type of control sockets. It is also able to provide bi-power control and to include fuse options.

These options provide flexibility for future upgrades by only having to replace the IzyHub to connect the new equipment. No complicated re-wiring needed.







## Cost-effective solution

A Zhaga-D4i certified luminaire includes drivers offering features that had previously been in the control node, like energy metering, which has in turn simplified the control device therefore reducing the price of the control system.

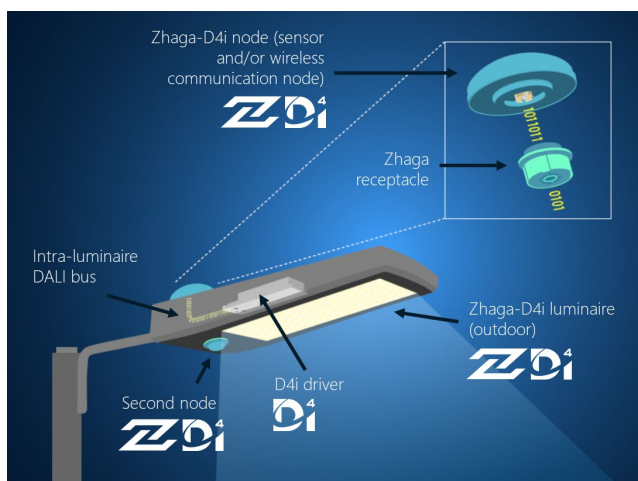
The Zhaga consortium joined forces with the DiiA and produced a single Zhaga-D4i certification that combines the Zhaga Book 18 version 2 outdoor connectivity specifications with the DiiA's D4i specifications for intra-luminaire DALI.

## Standardisation for interoperable ecosystems

As a founding member of the Zhaga consortium, Schröder has participated in the creation of, and therefore supports, the Zhaga-D4i certification program and the initiative of this group to standardise an interoperable ecosystem. The D4i specifications take the best of the standard DALI2 protocol and adapt it to an intra-luminaire environment but it has certain limitations. Only luminaire mounted control devices can be combined with a Zhaga-D4i luminaire. According to the specification, control devices are limited respectively to 2W and 1W average power consumption.

## Certification program

The Zhaga-D4i certification covers all the critical features including mechanical fit, digital communication, data reporting and power requirements within a single luminaire, ensuring plug-and-play interoperability of luminaires (drivers) and peripherals such as connectivity nodes.







Schröder EXEDRA is the most advanced lighting management system on the market for controlling, monitoring and analysing streetlights in a user-friendly way.



## Tailored experience

Schröder EXEDRA includes all advanced features needed for smart device management, real-time and scheduled control, dynamic and automated lighting scenarios, maintenance and field operation planning, energy consumption management and third-party connected hardware integration. It is fully configurable and includes tools for user management and multi-tenant policy that enables contractors, utilities or big cities to segregate projects.

## A powerful tool for efficiency, rationalisation and decision making

Data is gold. Schröder EXEDRA brings it with all the clarity managers need to drive decisions. The platform collects massive amounts of data from end devices and aggregates, analyses and intuitively displays them to help end-users take the right actions.

## Protected on every side

Schröder EXEDRA provides state-of-the-art data security with encryption, hashing, tokenisation, and key management practices that protect data across the whole system and its associated services.

## Standardisation for interoperable ecosystems

Schröder plays a key role in driving standardisation with alliances and partners such as uCIFI, TALQ or Zhaga. Our joint commitment is to provide solutions designed for vertical and horizontal IoT integration. From the body (hardware) to the language (data model) and the intelligence (algorithms), the complete Schröder EXEDRA system relies on shared and open technologies.

Schröder EXEDRA also relies on Microsoft™ Azure for cloud services, provided with the highest levels of trust, transparency, standards conformance and regulatory compliance.

## Breaking the silos

With EXEDRA, Schröder has taken a technology-agnostic approach: we rely on open standards and protocols to design an architecture able to interact seamlessly with third-party software and hardware solutions. Schröder EXEDRA is designed to unlock complete interoperability, as it offers the ability to:

- control devices (luminaires) from other brands
- manage controllers and to integrate sensors from other brands
- connect with third-party devices and platforms

## A plug-and-play solution

As a gateway-less system using the cellular network, an intelligent automated commissioning process recognises, verifies and retrieves luminaire data into the user interface. The self-healing mesh between luminaire controllers enables real-time adaptive lighting to be configured directly via the user interface.

## GENERAL INFORMATION

Recommended installation height	4m to 5m   11' to 16'
FutureProof	Easy replacement of the photometric engine and electronic assembly on-site
Circle Light label	Score ≥90 - The product fully meets circular economy requirements
Driver included	Yes
CE mark	Yes
CB mark	Yes
ENEC certified	Yes
ENEC+ certified	Yes
UL certified	Yes
ROHS compliant	Yes
Zhaga-D4i certified	Yes
French law of December 27th 2018 - Compliant with application type(s)	a, b, e
BE 005 certified	Yes
Testing standard	LM 79-08 (all measurements in ISO17025 accredited laboratory)

## HOUSING AND FINISH

Housing	Aluminium
Optic	PMMA
Protector	Polycarbonate
Housing finish	Polyester powder coating
Standard colour(s)	AKZO grey 900 sanded
Tightness level	IP 66
Impact resistance	IK 09
Vibration test	Compliant with modified IEC 68-2-6 (0.5G)
Access for maintenance	Tool-less access to gear compartment

· Any other RAL or AKZO colour upon request

## OPERATING CONDITIONS

Operating temperature range (Ta)	-40°C up to +55°C / -40°F up to 131°F with wind effect
----------------------------------	--

· Depending on the luminaire configuration. For more details, please contact us.

## ELECTRICAL INFORMATION

Electrical class	Class 1US, Class I EU, Class II EU
Nominal voltage	120-277V – 50-60Hz 220-240V – 50-60Hz
Power factor (at full load)	0.95+
Surge protection options (kV)	10 20
Electromagnetic compatibility (EMC)	EN 55015 / EN 61000-3-2 / EN 61000-4-5 / EN 61547
Control protocol(s)	1-10V, DALI
Control options	AmpDim, Bi-power, Custom dimming profile, Photocell, Remote management
Socket	Zhaga (optional) NEMA 7-pin (optional)
Associated control system(s)	Schröder EXEDRA
Sensor	PIR (optional)

## OPTICAL INFORMATION

LED colour temperature	2200K (FW 722) 2200K (WW 722) 2600K (FW 726) 2700K (WW 727) 3000K (WW 830) 3000K (FW 730) 3000K (WW 730) 4000K (NW 740)
Colour rendering index (CRI)	>70 (FW 722) >70 (WW 722) >70 (FW 726) >70 (WW 727) >70 (FW 730) >70 (WW 730) >80 (FW 830) >70 (NW 740)
ULOR	<3%
ULR	<3%

· ULOR may be different according to the configuration. Please consult us.  
· ULR may be different according to the configuration. Please consult us.

## LIFETIME OF THE LEDS @ TQ 25°C

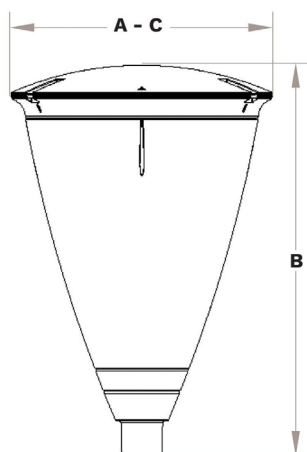
All configurations	100,000h - L95
--------------------	----------------

· Lifetime may be different according to the size/configurations. Please consult us.

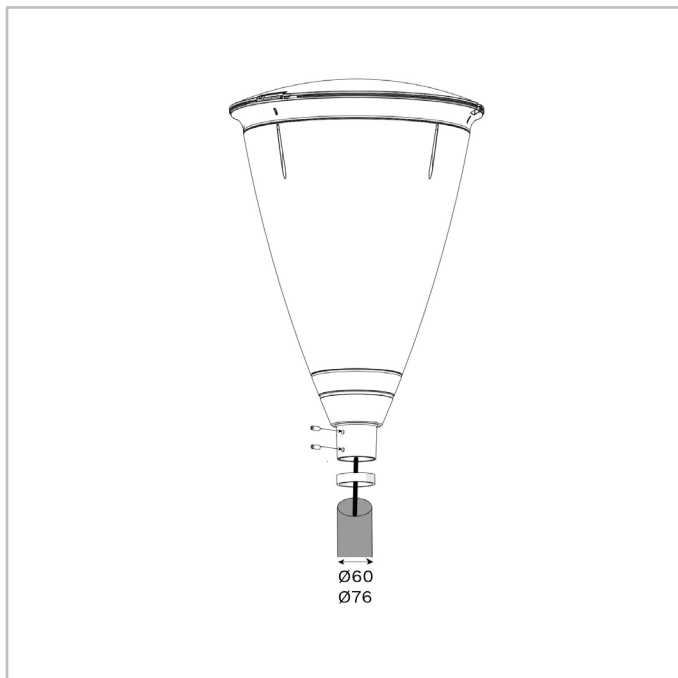
## DIMENSIONS AND MOUNTING

AxBxC (mm   inch)	504x752x504   19.8x29.6x19.8
Weight (kg   lbs)	10   22.0
Aerodynamic resistance (CxS)	0.11
Mounting possibilities	Post-top slip-over – Ø60mm Post-top slip-over – Ø76mm

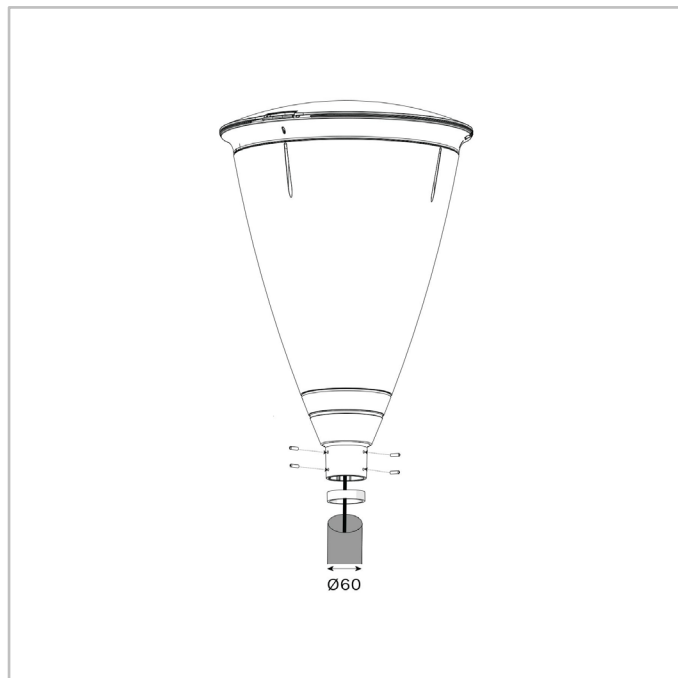
· For more information about mounting possibilities, please consult the installation sheet.



FLEXIA TOP | Universal slip-over mounting  
Ø60mm (P3) or Ø76mm (P4) - 2XM8 screws



FLEXIA TOP | Slip-over mounting Ø60mm  
(P6) - 6XM8 screws





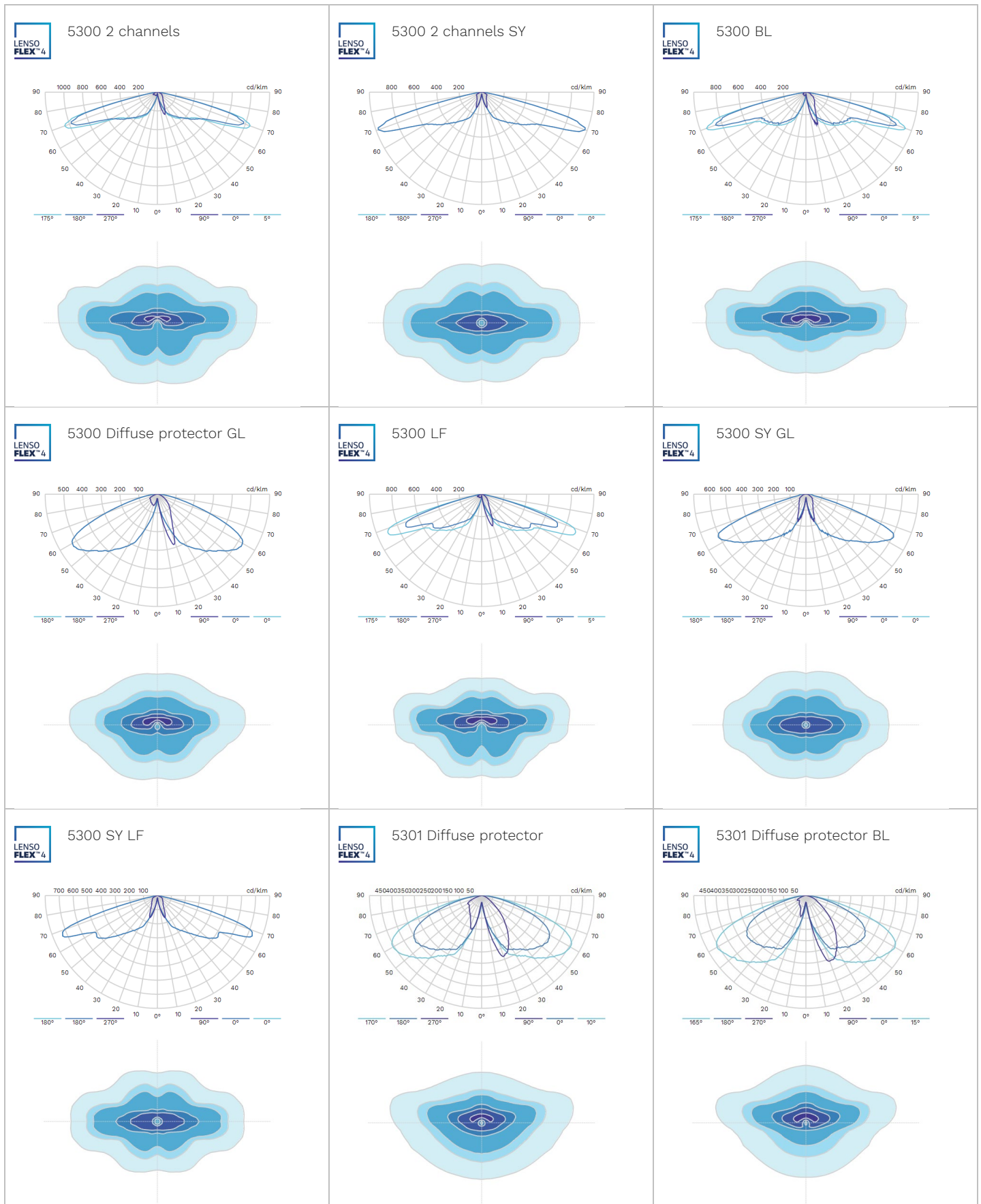
			Luminaire output flux (lm) Warm White 722		Luminaire output flux (lm) Warm White 727		Luminaire output flux (lm) Warm White 730		Luminaire output flux (lm) Warm White 830		Luminaire output flux (lm) Neutral White 740		Luminaire output flux (lm) FlexiWhite 730		Luminaire output flux (lm) FlexiWhite 722		Luminaire output flux (lm) FlexiWhite 726		Power consumption (W)	Luminaire efficacy (lm/W)	
Luminaire	Number of LEDs	Current (mA)	Min	Max	Min	Max	Min	Max	Min	Max	Min	Max	Min	Max	Min	Max	Min	Max			
FLEXIA TOP MIDI	10	200	500	600	600	800	700	900	600	800	700	900	-	-	-	-	-	-	7.8	115	
	10	300	800	1000	1000	1200	1100	1300	1000	1200	1100	1400	-	-	-	-	-	-	10.8	130	
	10	300	-	-	-	-	-	-	-	-	-	-	1100	1300	900	1000	1000	1200	10.5	124	
	10	310	800	1000	1000	1200	1100	1400	1000	1200	1100	1400	-	-	-	-	-	-	11.1	126	
	10	400	1000	1200	1200	1600	1400	1700	1200	1600	1400	1800	-	-	-	-	-	-	13.8	130	
	10	400	-	-	-	-	-	-	-	-	-	-	1400	1700	1200	1400	1300	1500	13.6	125	
	10	500	1200	1500	1500	1900	1700	2100	1500	1900	1700	2200	-	-	-	-	-	-	17	129	
	10	500	-	-	-	-	-	-	-	-	-	-	1800	2000	1500	1700	1600	1900	17.1	117	
	10	600	1400	1800	1800	2200	1900	2400	1800	2200	2000	2500	-	-	-	-	-	-	20.5	122	
	10	600	-	-	-	-	-	-	-	-	-	-	2100	2400	1700	2000	1900	2200	20.4	118	
	10	650	1500	1900	1900	2400	2100	2600	1900	2400	2100	2700	-	-	-	-	-	-	22.2	122	
	10	700	-	-	-	-	-	-	-	-	-	-	2400	2700	2000	2300	2200	2500	23.7	114	
	10	730	-	-	-	-	-	-	-	-	-	-	2500	2800	2000	2400	2300	2600	24.7	113	
	20	200	1100	1300	1300	1700	1500	1900	1300	1700	1500	1900	-	-	-	-	-	-	13.8	138	
	20	200	-	-	-	-	-	-	-	-	-	-	1500	1700	1200	1400	1400	1600	13.3	128	
	20	300	1600	2000	2000	2500	2200	2700	2000	2500	2200	2800	-	-	-	-	-	-	19.8	141	
	20	300	-	-	-	-	-	-	-	-	-	-	2200	2600	1800	2100	2100	2400	19.3	135	
	20	370	1900	2400	2400	3000	2600	3300	2400	3000	2700	3400	-	-	-	-	-	-	24.1	141	
	20	400	2000	2600	2600	3200	2800	3500	2600	3200	2900	3600	-	-	-	-	-	-	25.9	139	
	20	400	-	-	-	-	-	-	-	-	-	-	2900	3400	2400	2800	2700	3100	25.5	133	
	20	500	2500	3100	3100	3900	3400	4300	3100	3900	3500	4400	-	-	-	-	-	-	32.3	136	

Tolerance on LED flux is  $\pm 7\%$  and on total luminaire power  $\pm 5\%$



			Luminaire output flux (lm) Warm White 722		Luminaire output flux (lm) Warm White 727		Luminaire output flux (lm) Warm White 730		Luminaire output flux (lm) Warm White 830		Luminaire output flux (lm) Neutral White 740		Luminaire output flux (lm) FlexiWhite 730		Luminaire output flux (lm) FlexiWhite 722		Luminaire output flux (lm) FlexiWhite 726		Power consumption (W)	Luminaire efficacy (lm/W)	
Luminaire	Number of LEDs	Current (mA)	Min	Max	Min	Max	Min	Max	Min	Max	Min	Max	Min	Max	Min	Max	Min	Max			
FLEXIA TOP MIDI	20	500	-	-	-	-	-	-	-	-	-	-	3600	4100	3000	3400	3300	3800	31.9	129	
	20	600	2900	3600	3600	4600	4000	5000	3600	4600	4100	5200	-	-	-	-	-	-	38.9	134	
	20	600	-	-	-	-	-	-	-	-	-	-	4200	4800	3500	4000	3900	4500	38.2	126	
	20	700	3300	4100	4100	5200	4500	5700	4100	5200	4600	5800	-	-	-	-	-	-	45.5	127	
	20	700	-	-	-	-	-	-	-	-	-	-	4800	5500	4000	4600	4400	5100	44	125	
	20	800	3600	4600	4600	5800	5000	6300	4600	5800	5200	6500	-	-	-	-	-	-	52.5	124	
	20	800	-	-	-	-	-	-	-	-	-	-	5400	6200	4400	5100	5000	5700	50.5	123	
	20	900	4000	5000	5000	6300	5500	6900	5000	6300	5600	7100	-	-	-	-	-	-	59.5	119	
	20	900	-	-	-	-	-	-	-	-	-	-	5900	6800	4900	5600	5500	6300	57	119	
	20	1000	4300	5400	5400	6800	5900	7400	5400	6800	6000	7600	-	-	-	-	-	-	66.5	114	
	20	1000	-	-	-	-	-	-	-	-	-	-	6400	7400	5300	6100	5900	6900	64	116	
	40	200	2200	2700	2700	3400	3000	3800	2700	3400	3100	3900	-	-	-	-	-	-	25.9	151	
	40	220	2400	3000	3000	3800	3300	4100	3000	3800	3400	4200	-	-	-	-	-	-	28.3	148	
	40	300	3200	4000	4000	5000	4400	5500	4000	5000	4500	5600	-	-	-	-	-	-	37.8	148	
	40	350	3600	4600	4600	5700	5000	6300	4600	5700	5100	6500	-	-	-	-	-	-	44	148	
	40	400	4100	5100	5100	6500	5600	7100	5100	6500	5800	7300	-	-	-	-	-	-	50	146	
	40	500	5000	6200	6200	7800	6800	8600	6200	7800	7000	8800	-	-	-	-	-	-	62	142	
	40	600	5800	7200	7200	9100	7900	9900	7200	9100	8100	10200	-	-	-	-	-	-	76	134	
	40	700	6500	8100	8100	10200	8900	11200	8100	10200	9100	11500	-	-	-	-	-	-	88	131	

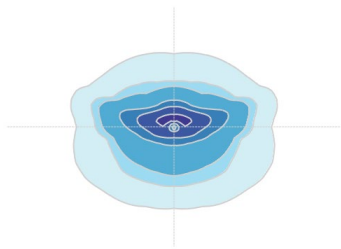
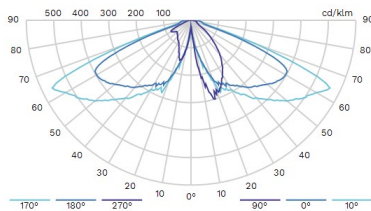
Tolerance on LED flux is  $\pm 7\%$  and on total luminaire power  $\pm 5\%$



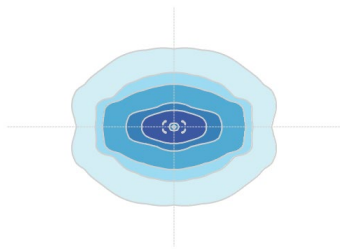
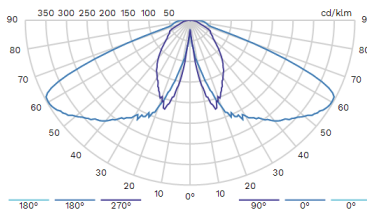




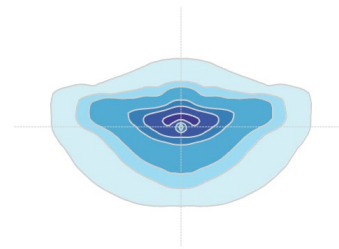
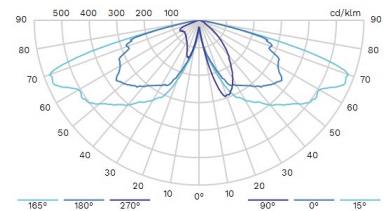
5301 GL



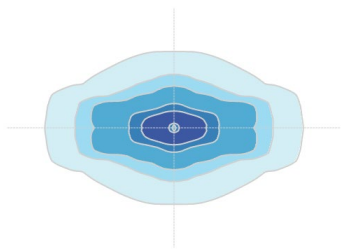
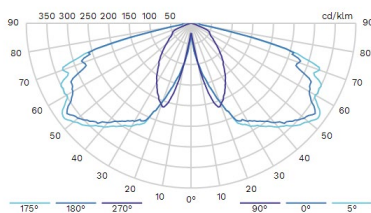
5301 GL SY



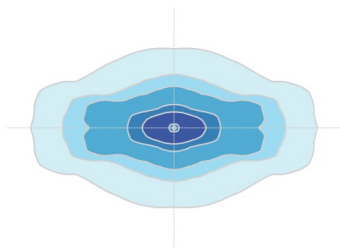
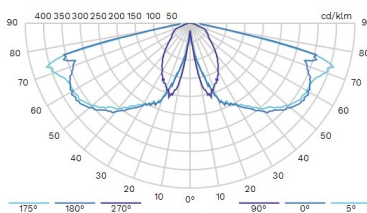
5301 LF



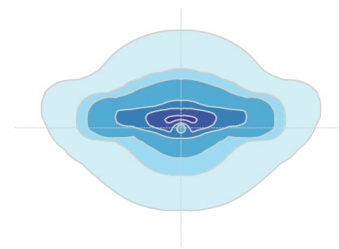
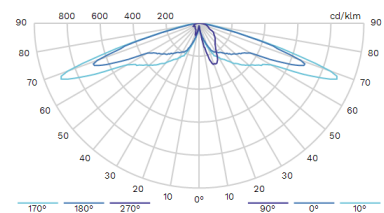
5301 LF SY



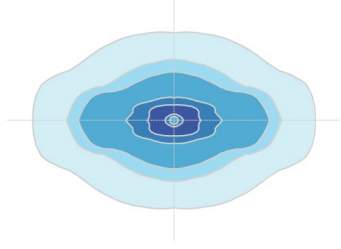
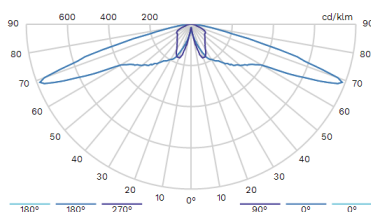
5301 SY



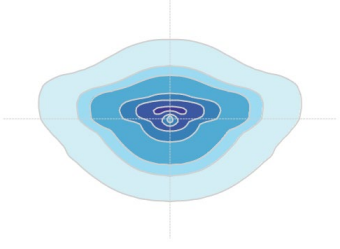
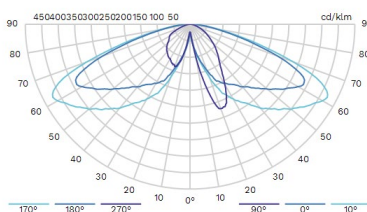
5302 2 channels BL



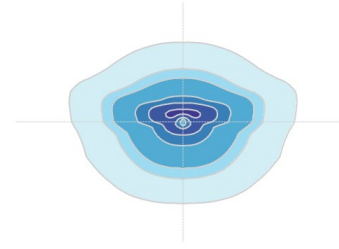
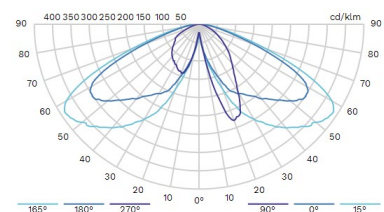
5302 2 channels SY




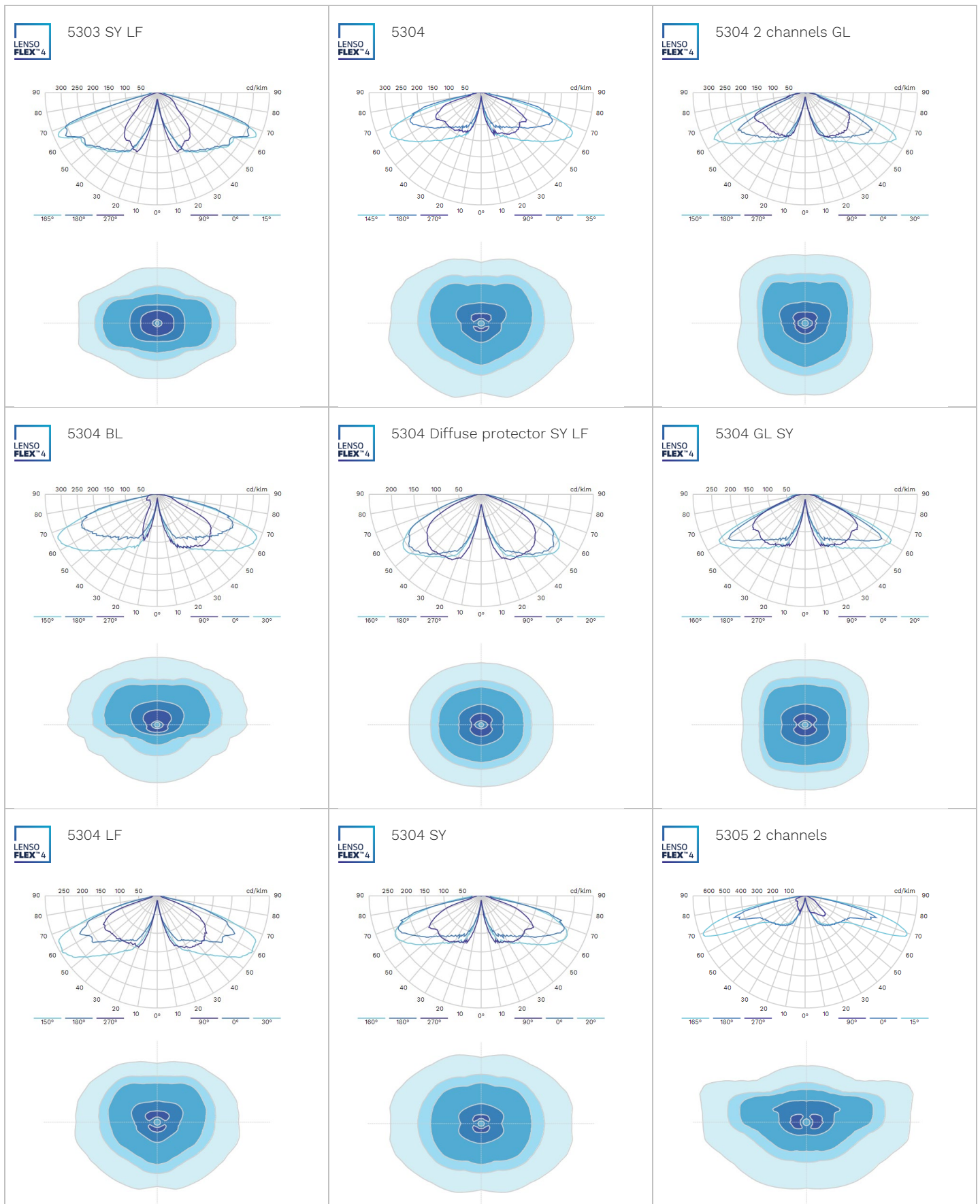
5302 Diffuse protector



5302 Diffuse protector GL

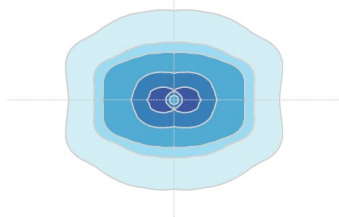
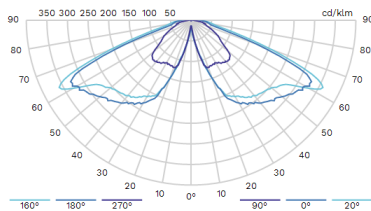






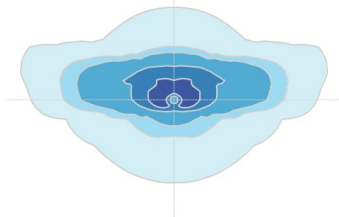
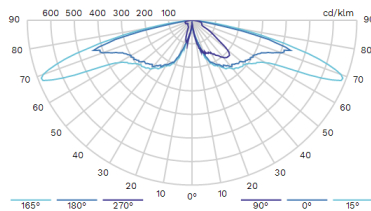
LENSO  
FLEX<sup>4</sup>

5305 2 channels GL SY



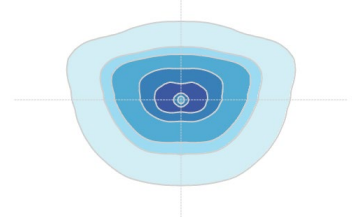
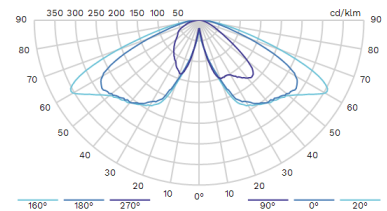
LENSO  
FLEX<sup>4</sup>

5305 BL



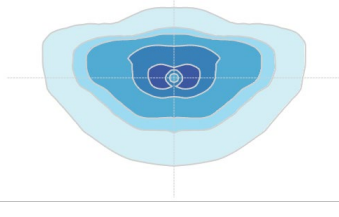
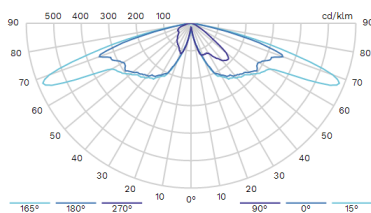
LENSO  
FLEX<sup>4</sup>

5305 Diffuse protector GL



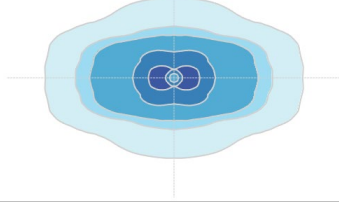
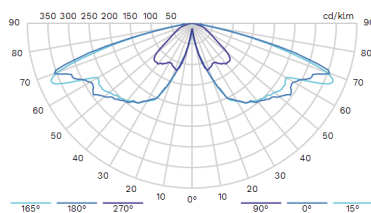
LENSO  
FLEX<sup>4</sup>

5305 LF



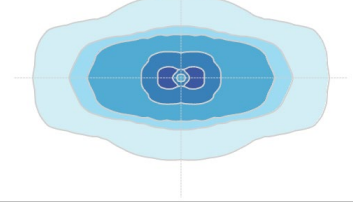
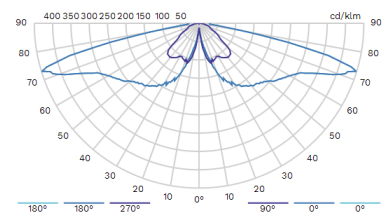
LENSO  
FLEX<sup>4</sup>

5305 LF SY



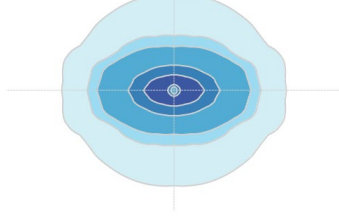
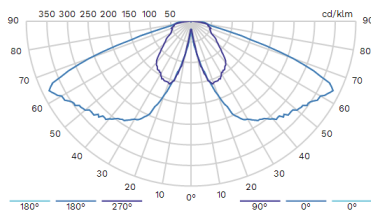
LENSO  
FLEX<sup>4</sup>

5305 SY



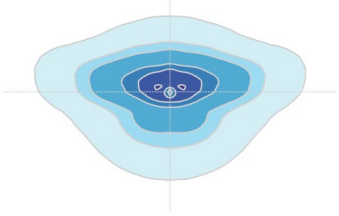
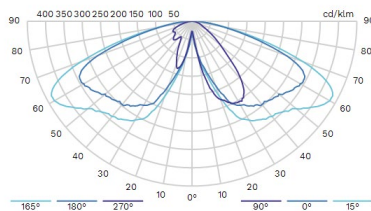
LENSO  
FLEX<sup>4</sup>

5306 2 channels GL SY



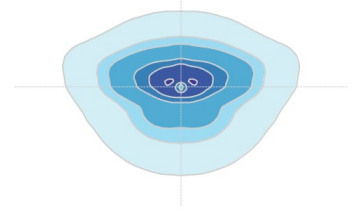
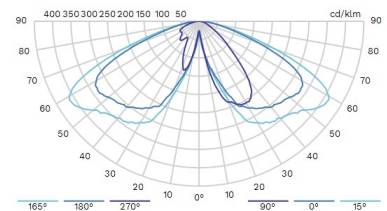
LENSO  
FLEX<sup>4</sup>

5306 Diffuse protector

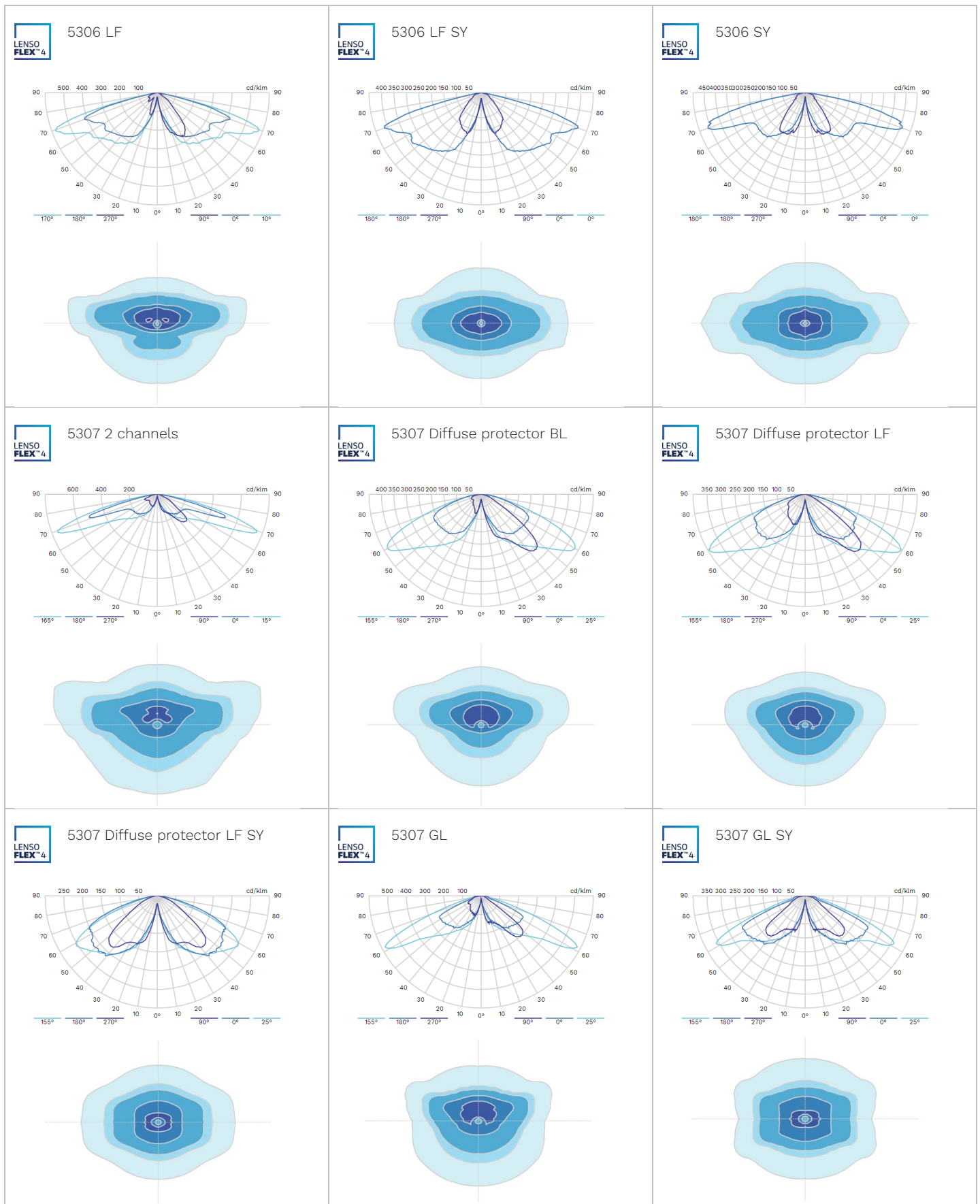


LENSO  
FLEX<sup>4</sup>

5306 Diffuse protector GL

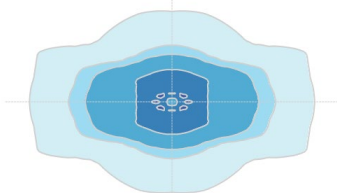
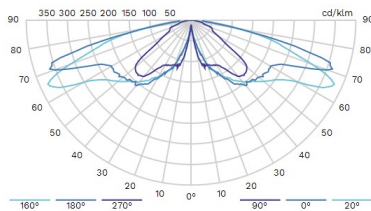






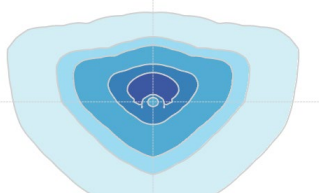
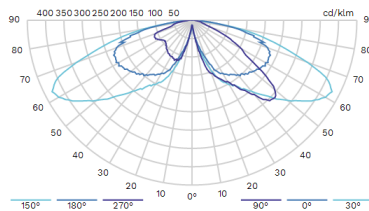
LENSO  
FLEX<sup>4</sup>

5307 SY



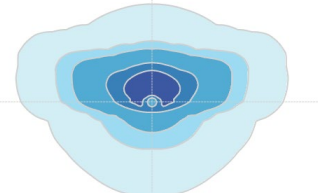
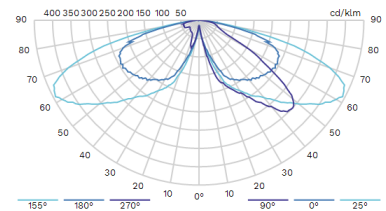
LENSO  
FLEX<sup>4</sup>

5308 2 channels



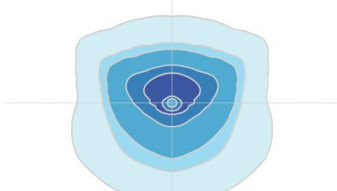
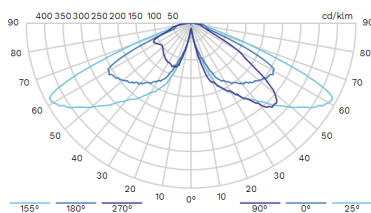
LENSO  
FLEX<sup>4</sup>

5308 2 channels BL



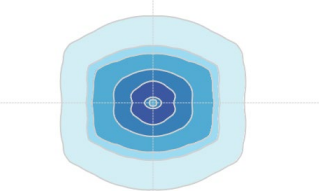
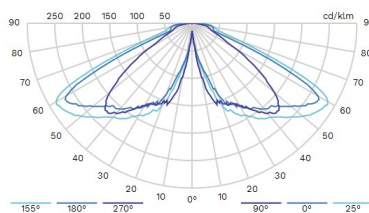
LENSO  
FLEX<sup>4</sup>

5308 2 channels GL



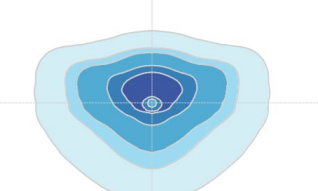
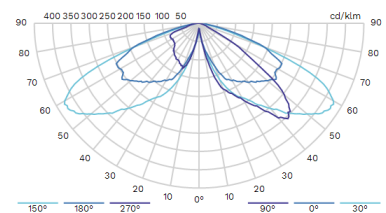
LENSO  
FLEX<sup>4</sup>

5308 GL SY



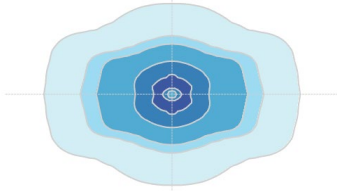
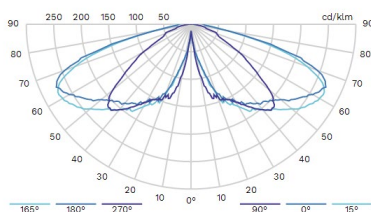
LENSO  
FLEX<sup>4</sup>

5308 LF



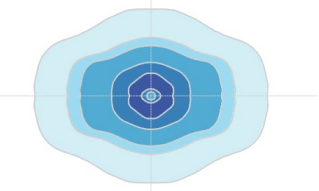
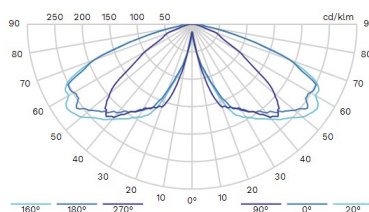
LENSO  
FLEX<sup>4</sup>

5308 SY



LENSO  
FLEX<sup>4</sup>

5308 SY LF



LENSO  
FLEX<sup>4</sup>

5345

